


# continuous.



## Continuously Tunable Laser

750 .. 1750 nm

- Wide mode-hop-free tuning (up to 130 nm)
- High resolution (down to kHz level)
- Perform measurements at the quantum limit with low noise & drift (linewidth < 1 kHz)
- User friendly control panel and remote control
- Maintenance-free operation with FLOW

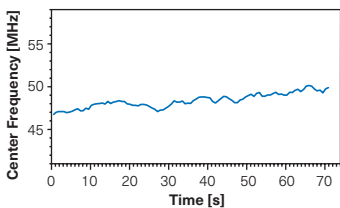
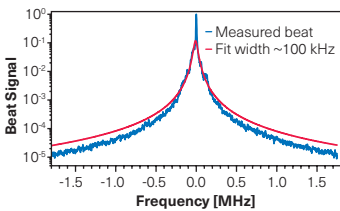
learn more...



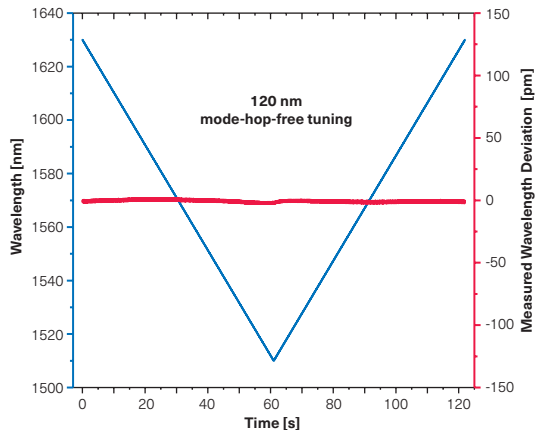
[toptica.com/continuous](https://toptica.com/continuous)



Specifications									
CTL model	780	900	950	1050	1320	1470	1500	1550	1650
Wavelength range [nm]	750 - 790	880 - 940	920 - 990	1010 - 1100	1290 - 1350	1420 - 1530	1460 - 1570	1510 - 1630	1620 - 1750
Absolute accuracy [pm]	< 90	< 100		< 110	< 130	< 140	< 150		
Relative accuracy [pm]	< 10								
Typical instantaneous linewidth [kHz]	0.3	< 0.5	< 1	< 0.5	< 1			0.3	< 1
Max power [mW]	> 70	> 40	> 64	> 72	> 40	> 30	> 37		> 32
Max. scan speed [nm/s]	10								
Smallest motor step [pm]	0.3			0.4	0.5				
Piezo scan [GHz]	70	55		45	38	35	33		28
Piezo step size [kHz]	< 10				< 5				
Output isolation	Alignment-free multi-stage broadband isolators included								
Options									
Fiber coupling	FiberDock for FC/APC PM fiber coupling, typical fiber coupling efficiency 50%								
Laser locking	DLC pro LOCK, FALC pro, PFD pro, PDH/DLC pro, wavelength meters and more								
Optical amplification	An optical amplifier, BoosTA pro, can be operated from the same DLC pro controller								



Top: Average of 100 individually centered beat measurements with 50 ms sweep time each: Beat width  $\approx$  100 kHz. Bottom: Change of center frequency in 70 seconds: Drift < 5 MHz



CTL 1550 wavelength scan and deviation from set wavelength measured with a wavelength meter.